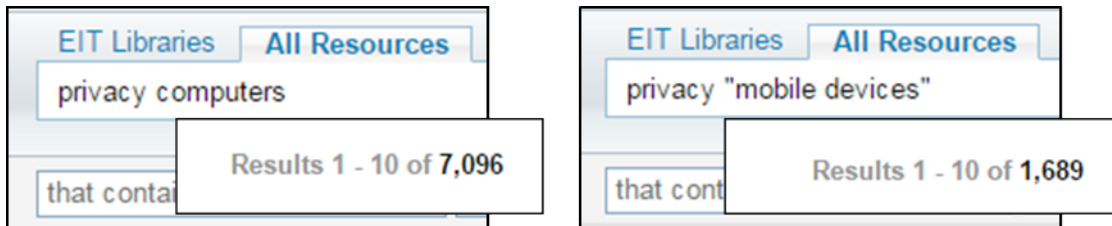


Refining your results

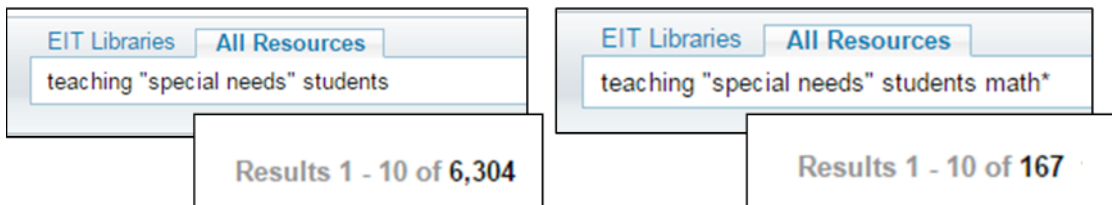
Too many?

- Be more specific. Change any keywords that are too general for your topic.

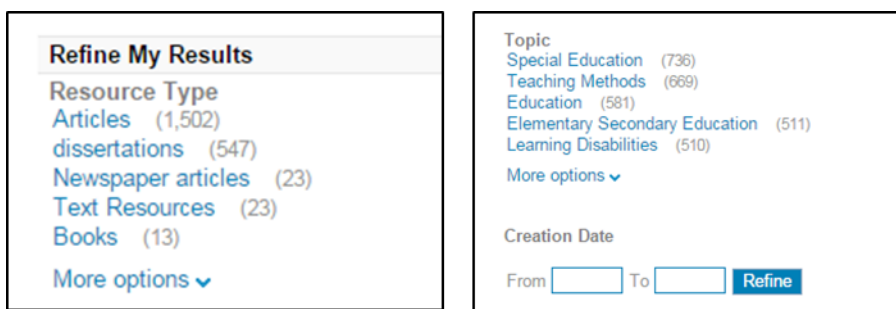


NB: Enclose two or more word phrases in speech marks.

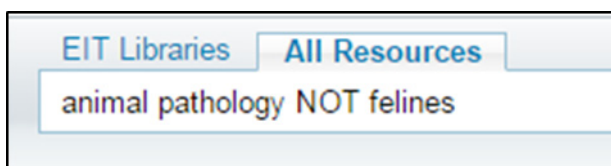
- Add more keywords to help specify the context or a particular aspect of your topic.



- Make use of available limiters.



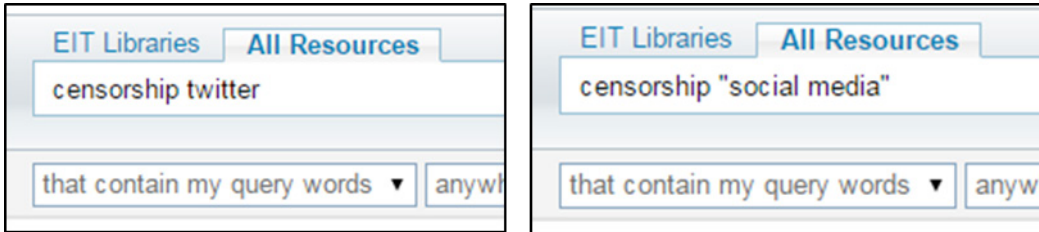
- Exclude irrelevant results using NOT. Used before a keyword, it will remove any results with that term.



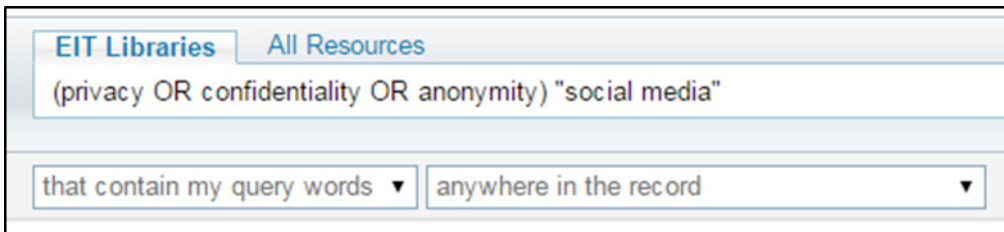
- Check whether there is a more subject specific resource to use. Refer to your [Subject Guide](#).

Too few?

- Try broader keywords. Does your search include keywords that are too specific?



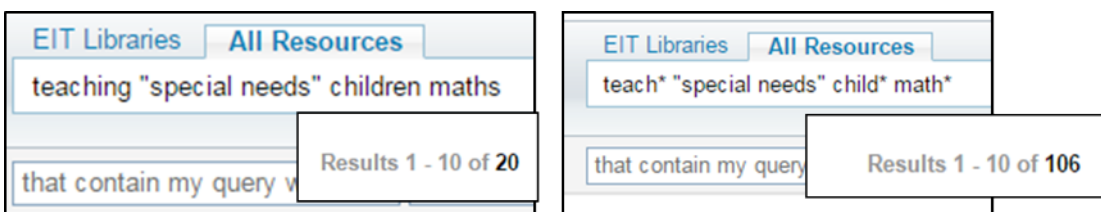
- Expand your search using synonyms. Have you included all relevant terminology used to describe your topic?



- Remove any excess keywords that might be making your search too specific.



- Use truncation to include other words that start the same. This requires putting an asterix after the root word. E.g. child* will return child, children, childhood, etc.



- Check you're using the most appropriate resource. There may be a subject specific resource that will give you better results. Check your respective [Subject Guide](#).

If you require further help with finding resources please ask at the desk or contact the Information & Learning Technologies Librarian.

Adam Smith

ph| (06) 974 8000, extension 6067

email| asmith@eit.ac.nz

(Created June 16, 2016)