



Postgraduate Certificate in Health Science

Level 8

The Postgraduate Certificate in Health Science offers a selection of courses designed to meet the needs of nurses, health practitioners, health sector managers and other professionals whose practice has a focus on health. The Postgraduate Certificate in Health Science may be completed with or without a specialty option.

The programme is characterised by advanced study in a specific nursing or health science discipline, requiring a foundation of undergraduate knowledge and skills achieved through previous tertiary qualifications or equivalent professional experience.

Upon graduating with the Postgraduate Certificate in Health Science students will have developed their knowledge and skills of critical analysis and constructive synthesis and their application to high quality approaches to health care delivery.

Location	Online or with blended delivery
Start	February and July
Length	Two years part-time*
Contact	postgradnursing@eit.ac.nz 0800 22 55 348

* Full-time study available.
For NZ Citizens and Permanent Residents



TE AHO A MĀUI

Advance your nursing or health science career

The Postgraduate Certificate in Health Science offers a selection of online and blended delivery courses designed to meet the needs of nurses, health practitioners, health sector managers and other professionals whose practice has a focus on health. It is comprised of 60 credits, which is considered to be equivalent to six months full-time study or up to two years part-time study.

As a graduate of the Postgraduate Certificate in Health Science you may be able to credit these courses to the Postgraduate Diploma in Health Science or the Master of Health Science (pending successfully achieving the specified academic entry criteria). In addition, registered nurse graduates of the Postgraduate Certificate may choose to progress into the Master of Nursing Science or Master of Nursing (Nurse Practitioner) programme (pending successfully achieving the specified academic and practice entry criteria).

The Postgraduate Certificate in Health Science is an interdisciplinary programme.

2026 Course Options

- Advanced clinical assessment and diagnostic reasoning
- Advanced pathophysiology for health professionals
- Ethical concepts and legal issues for advanced practice
- Pharmacotherapeutics for advanced nursing/midwifery practice
- Advanced practice to support elder health
- Research paradigms for nursing science
- Health promotion
- Health in Aotearoa New Zealand
- Applied nutrition research methods and design

We highly recommend that you take the opportunity to discuss your study options with the Postgraduate Programmes Coordinator, prior to enrolment, to help ensure that you select the most appropriate pathway to meet your career goals.

For nurses contact:

- Contact the Postgraduate Programmes Coordinator - Nursing, 0800 22 55 348 or email postgradnursing@eit.ac.nz to discuss.

For non-nurses contact:

- Postgraduate Faculty Administrator on 0800 22 55 348.

Career and Study Opportunities

Pending successful completion of the required academic entry requirements, graduates of the Postgraduate Certificate in Health Science may progress on to the Postgraduate Diploma in Health Science or Master of Health Science.

Graduates who hold a current Nursing Council of New Zealand Annual Practising Certificate may progress to the Master of Nursing Science or Master of Nursing (Nurse Practitioner Pathway).

Possible career outcomes include a role in:

- Advanced nursing
- Allied health
- Research
- Project management


Work-integrated Learning


Some courses will require you to be actively involved in clinical practice.



Postgraduate Certificate in Health Science Level 8, 60 credits

 Online or blended delivery

 Full-time: 6 months
Part-time: up to 2 years

 Fee: Visit fees.eit.ac.nz to see the fees for this programme

Online / Blended Delivery

Our postgraduate courses are offered either online or with blended delivery. This means that the majority of the work is located on a virtual teaching and learning platform with directed activities and learning that you work through. Lecturers work within the virtual classroom setting so that they maintain contact with you.

Blended delivery means that there are contact sessions or workshops with the bulk of the learning activity undertaken in the online environment.

This flexible delivery method allows you to study at your pace, in your place, at locations throughout New Zealand.

Individual Study Hours

Generally the courses are delivered online. However, some courses may require attendance at online sessions or face-to-face workshops. Any requirement for attendance at face-to-face sessions is identified in the course information.

For the programme timetable, showing full year and semester dates, and compulsory study days, please contact the Postgraduate Faculty Administrator on 0800 22 55 348 or postgradnursing@eit.ac.nz.

Each credit for the course generally represents 10 hours of learning/study time over the period of the course.

Each course consists of online learning opportunities and in some cases clinical field work and workshops. You are expected to spend time in independent/self-directed study, critical reflection, and field work in your place of study or place of work.

Additional Costs

- \$150 - \$200 approximately per course for textbooks (book lists will be available after enrolment)

Entry Requirements

The academic entry requirement for the Postgraduate Certificate in Health Science is one of the following:

- NZQF-listed undergraduate degree (or equivalent) in a health-related field with a minimum of the equivalent to a B average as per the EIT-specified 11-point achievement-based grading system; or
- A degree or equivalent professional qualification in a different field if the applicant can supply evidence of work experience at degree level or above within a health related field, subject to an interview and/or the submission of a portfolio of evidence to establish the status and relevance of the applicant's prior learning and experience; or
- At the discretion of EIT, where an applicant's situation is compelling but not covered by the requirements listed above.

2026 Key Dates

Semester One	Starts: Monday, 16 February Ends: Friday, 26 June
Semester Two	Starts: Monday, 20 July Ends: Friday, 27 November
Semester Breaks	6-17 April 29 June - 17 July 28 September - 9 October

An interview may be part of the application process.

Additional entry requirements for the specified nursing practice endorsements may be required, including:

- Registered Nurse
- Current annual practising certificate from the Nursing Council of New Zealand

Special Conditions

For acceptance into some of the nursing courses, applicants must provide evidence of a current Nursing Council of New Zealand Annual Practising Certificate.

For nurses considering the nurse practitioner pathway, please seek guidance from the Nursing Postgraduate Programmes Coordinator in regard to course choices before enrolling.

Contact the Postgraduate Programmes Coordinator - Nursing, 0800 22 55 348 or email postgradnursing@eit.ac.nz to discuss.

English Language Entry Requirements

Applicants from countries in which English is not the primary spoken language must demonstrate an acceptable level of English language fluency prior to acceptance in the programme. Ways in which English language fluency may be demonstrated include:

- Completion of a programme of study in which English was the language of instruction (conditions apply*)
- Approved scores on IELTS tests, namely an Academic score of 6.5 with no band lower than 6 (or accepted international equivalents)

*See NZQA English language entry requirements for international students at www.nzqa.govt.nz/providers-partners/qa-system-for-teos/english-international-students/



Entry with Credit

Applicants may be admitted with credit transfer or recognition of prior learning. The Postgraduate Programmes Cluster Committee has discretion in the granting of academic credit.

Academic credit may be awarded as specified credit where there is a substantial match between previous learning and the course for which academic credit is sought; or unspecified credit where the learning is broadly relevant to, and at an equivalent level to, the course for which academic credit is sought.

Credit granted shall not be for course(s) completed as part of an undergraduate degree, nor shall credit be granted that exceeds one-half of the total programme credits.

A Recognition of Prior Learning (RPL)/entry with credit application pack is available on enrolment. It is recommended that applications for RPL/entry with credit are made as part of your initial application. Entry with credit cannot be processed until you are enrolled.

For further information please contact the Postgraduate Faculty Administrator on 0800 22 55 348.

Assessments

Assessments may include written assignments, presentations, exams and practical demonstration of skills.

Experienced Lecturers

At EIT, you can be confident in the quality of our teaching and your learning experience.

EIT is highly regarded in New Zealand for research excellence due to the quality of our community centred research, our publications and our external grant income provided by funding institutions who have confidence in our research capability. You can be confident your lecturers use the latest knowledge and research in their field of expertise to inform their teaching, and many are at the forefront of knowledge creation within their discipline area.

Education is facilitated by lecturers with advanced academic qualifications and specific clinical expertise. We value our partnership with students and aim to provide high quality education in a supportive environment, encouraging personal growth and professional development.

Name	Qualification
Renée Goldbert <i>Nursing Coordinator</i>	RN, BN, MN (First Class Honours)
Dr Russell Davies <i>Health Science Coordinator</i>	PhD (Human Physiology), BSc (Honours) (Sport & Exercise Medicine)

Facilities

All the usual facilities for tertiary learning institutions are available - including library services offering access to databases, a range of professional journals, relevant text books, inter loan services, and other resources. Learning Services such as professional learning advisors and other student support are also offered.

Scholarships

Scholarships are a way to help financially support your study. They can make life easier by helping to cover your fees and living expenses while you complete your qualification. You don't always need to be an academic high-flyer to qualify.

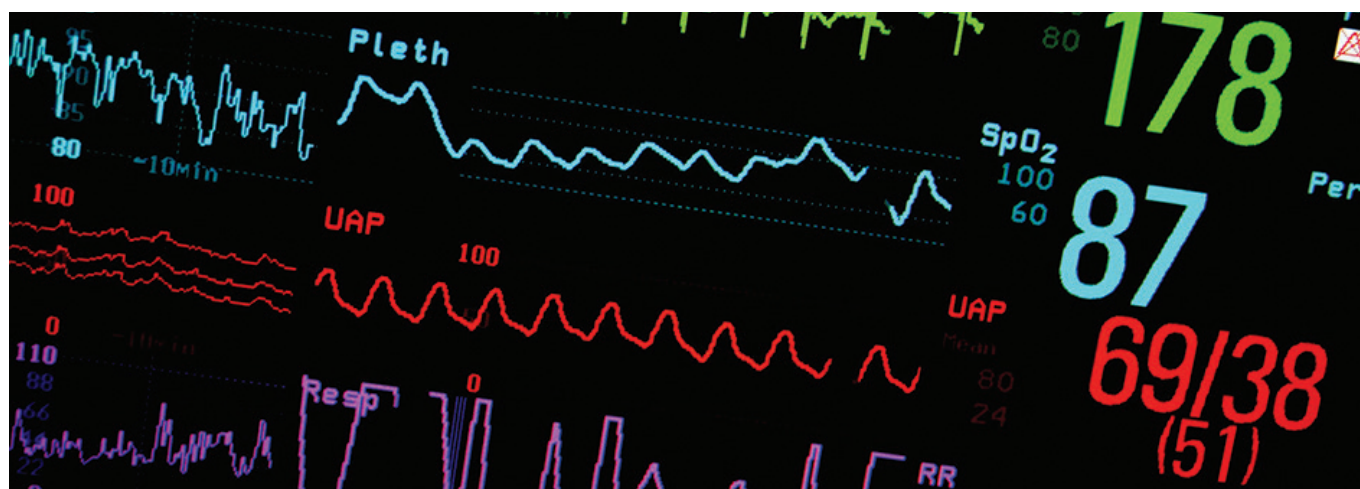
Find out what's available at scholarships.eit.ac.nz or for general scholarship information please contact scholarships@eit.ac.nz.

The experience you need & the support to succeed

When you study at EIT you'll get the kind of experiences that will help you gain the knowledge and skills to get ahead.

You'll also be supported by lecturers and tutors who are here for you, within a learning environment where you are treated as an individual, not just a number.

They'll know your name and you'll receive one-on-one attention to make sure you get the support to succeed.



Course Descriptions

Courses are offered subject to sufficient numbers enrolling and staff availability.

Please check with the Postgraduate Faculty Administrator for latest details of the programme timetable and compulsory study days.

Key: (N) = Requires a current Nursing Council of New Zealand APC

2026 Courses

Course No.	Brief Description	NZQA Level	No. of Credits	Delivery Mode
MHS8.432	<p>Health Promotion</p> <p>This course enables the students to develop and extend knowledge and skills in health promotion policy, planning, practice and inter-organisational work with partners.</p> <p>Students will critically examine the theoretical, environmental, economic and social issues in health promotion policy and practice within New Zealand and in an international context. A specific focus will be on addressing health disparities via health promotion.</p> <p>The course will move through topics related to healthy public policy; social and environmental change; health promotion assessment, development and evaluation; and medical approaches to health promotion such as social marketing and selective primary health care.</p>	8	30	Online delivery
MHS8.441	<p>Research Methods and Design</p> <p>This course aims to enable students to develop and apply knowledge of the philosophical, methodological and ethical issues that underpin research and to explore a range of research paradigms commonly used in health research. Throughout the course students will critique different research approaches, designs and methodologies for use in the analysis and interpretation of health research data, and also critically evaluate the outcomes of health research.</p>	8	30	Online delivery
MHS8.442	<p>Applied Nutrition</p> <p>This course will investigate nutritional requirements for special populations and the roles of inter disciplinary professionals when working with individuals or groups.</p> <p>Critical examination of lifestyle factors, nutritional practices and evaluation of current research will provide insight towards planning interventions and reviewing current initiatives.</p>	8	30	Online delivery
MHS8.443	<p>Health in Aotearoa New Zealand</p> <p>This course aims to allow students to critically investigate the health and healthcare systems in New Zealand, examining the overarching health strategies that guide and inform healthcare delivery and exploring the historical (including Te Tiriti o Waitangi), cultural, socioeconomic and environmental influences on the health of the New Zealand population.</p> <p>The course is appropriate for international students who have recently arrived in New Zealand, but is also suitable for domestic students, who will gain an in-depth knowledge of health and healthcare in the context of Aotearoa New Zealand.</p>	8	30	Online delivery
MN8.401	<p>Advanced Clinical Assessment and Diagnostic Reasoning (N)</p> <p>This course begins with an overview of comprehensive health assessment and diagnostic reasoning within the context of advanced clinical practice.</p> <p>Students will critically appraise their own understanding of anatomy, physiology and pathophysiology required to develop advanced skills in interviewing, physical examination and diagnostic reasoning to identify knowledge deficits and learning needs.</p> <p>Skills, approaches and strategies for health assessment and diagnostic reasoning will be further enhanced. Students will be required to engage in significant independent learning and fieldwork. Students will undertake a range of activities to demonstrate advanced clinical assessment skills, critical thinking and the application of diagnostic reasoning strategies.</p> <p><i>Students are required to attend a two-day workshop.</i></p>	8	30	Blended delivery with compulsory block course
MN8.402	<p>Advanced Pathophysiology for Health Professionals</p> <p>This course builds upon undergraduate study and the knowledge embedded in practice.</p> <p>The course will explore complex adult and child disease processes in order to support advanced diagnostic reasoning and therapeutic interventions for these client groups.</p> <p>This course assumes knowledge of normal physiological function and directs the student towards a progressive and more critical understanding of altered, complex health states.</p>	8	30	Online delivery

Course No.	Brief Description	NZQA Level	No. of Credits	Delivery Mode
MN8.405	<p>Ethical Concepts and Legal Issues for Advanced Practice</p> <p>This course advances knowledge and understanding of ethical and legal principles associated with health care. Students explore questions and reflect on issues concerning the equity and appropriateness of health care services. It provides the opportunity for students to develop knowledge and skills in ethical and legal decision making and critically appraise various issues associated with ethics and law.</p>	8	30	Online delivery
MN8.409	<p>Pharmacotherapeutics for Advanced Nursing / Midwifery Practice (N)</p> <p>This course aims to allow the student to develop a conceptual understanding of pharmacology and therapeutics by building a foundation of knowledge of pharmacodynamics and pharmacokinetics. This knowledge will underpin critical analysis of the impact of life stages and disease states on drug therapy and will be complemented by an understanding of drug safety issues.</p>	8	30	Online delivery
MN8.411	<p>Advanced Practice to Support Elder Health</p> <p>This course recognises the diversity of the age group and the complex relationship between determinants of health, health status and well-being.</p> <p>With the steady increase in the number of older people, and particularly frail elders, it is vital that advanced practitioners are able to assess, plan and deliver appropriate and evidence-based services for this age group.</p> <p>The course examines the scope of independent/collaborative practice in relation to health promotion, maintenance and restoration of health, preventative care, rehabilitation and/or palliative care and encourages the generation of new approaches to the delivery of expert care in different settings.</p>	8	30	Online delivery
MNSC8.002	<p>Research Paradigms for Nursing Science</p> <p>This course explores a range of paradigms, approaches and techniques for scholarly inquiry in research, with the aim of enabling students to establish a solid foundation of knowledge in this regard, with particular emphasis on the New Zealand cultural and socio-political context. Students explore contemporary methodological and ethical issues associated with research in the context of their individual professional practice area and from the perspective of application of findings in nursing practice.</p>	8	30	Online delivery



How to Enrol

There is an easy 3-step process to follow when enrolling at EIT.

Step 1

Check out eit.ac.nz to see the programmes available for you to study. A copy of the course information for each programme is available on our website.

Step 2

You can now use your RealMe verified identity to apply for study at EIT. If you use your RealMe verified identity you will no longer be sent a copy of your application form to sign. You also will not need to provide us with a copy of your primary ID.

If you apply online without using RealMe then you will be sent a summary of your enrolment to check and sign. It will also include course selection forms which you need to complete and return. Your enrolment cannot progress until you have sent the summary and forms back to us.

You can also apply using a paper enrolment form. Please call us on 0800 22 55 348 and we will send you one.

You will receive an acceptance letter from your Faculty with programme information. This will include the start date of your study and any special information regarding your programme. Depending on your chosen programme of study, you may be invited to attend an interview before you are accepted.

Step 3

Arrangement for full payment of enrolment fees must be made before the start of your programme. You will receive an invoice with payment details.

Fees Free Government Scheme: Tertiary education is fees-free for eligible domestic tertiary students. To check if you are eligible, go to FeesFree.govt.nz and enter your National Student Number (NSN). If you are not eligible you will be responsible for paying your fees.

Scholarships and Grants: Scholarships and grants make life easier by helping to cover your fees, other costs and living expenses while you study. You don't always need to be an academic high-flyer to qualify. You can find out more about scholarships and other options for paying your fees at eit.ac.nz.

StudyLink: If you need to pay for your own study you can choose to apply for your Student Loan and Student Allowance with StudyLink. You should do this early, even if you haven't yet been accepted on your programme. You can change your details later if anything changes. Visit studylink.govt.nz to find out more about StudyLink.

Student Services Levy

The student services levy is a compulsory non-tuition fee that is charged to students enrolled at EIT. The levy is to contribute to the provision of quality student services that support learning. The funds received by EIT from the levy are ring-fenced, meaning they can only be spent on student services.

Student Loans and Allowances

StudyLink is a service of the Ministry of Social Development. Apply well before your programme begins (even if you haven't been accepted yet) so you'll be ready to get your payments when you need them most.

Check out what you qualify for at studylink.govt.nz.



DISCLAIMER:

© Eastern Institute of Technology

All information in this publication pertains to New Zealand Citizens or Permanent Residents, and is correct at the time of printing but is subject to change. EIT reserves the right to amend/withdraw programmes or courses.

Fees for 2026 will be set by November 2025 and are subject to change. For the latest information, or for full programme entry requirements visit eit.ac.nz or phone 0800 22 55 348.



Postgraduate Certificate in Health Science

Important - please note

We urge you to enrol as soon as possible, but no later than:

- **Monday, 19 January 2026** for 2026 full year or first semester courses

and

- **Monday, 2 June 2026** for 2026 second semester courses.

In the past people have delayed enrolling or re-enrolling and have subsequently missed out on being able to enrol in their chosen course/s because it has either been full or has been cancelled due to low enrolments.

By enrolling early it allows us to manage this and if necessary, offer you suitable alternative options for you to consider in a timely manner.

Any applications after closing date will only be considered if vacancies still exist within your chosen course.

All efforts will be made in the first instance to enrol you into your chosen courses.

Postgraduate Certificate in Health Science

2026 Postgraduate Nursing and Health Science Programmes Hawke's Bay Campus

Please find enclosed enrolment information for our postgraduate courses offered in 2026. The following website link will take you to the programme timetable, showing in which semester each course is offered, and whether there are any compulsory study days that are applicable:

- **2026 Timetable:** <https://www2.eit.ac.nz/library/Documents/PGNTimetable2026.pdf>

The majority of courses are offered in an online delivery mode, meaning there will be no requirement for you to physically attend classes. Other courses are available through flexible (blended/online) delivery, meaning that some of the courses do require you to attend workshops. Unless specified, face-to-face classes are held at the EIT Hawke's Bay campus in Taradale, and the rest of your learning is carried out online. You will be notified of dates and venues prior to the commencement of your course.

Please note, for your study purposes, each 30 credit course requires 56 contact hours (i.e. equivalent to eight study days of release time). Registered nurse applicants are strongly advised to refer to their local Health NZ / Te Whatu Ora Postgraduate Funding Coordinator, should they require information about Health Workforce postgraduate nursing education funding.

If you're new to online study, you'll have access to recorded orientation videos to help you get started. For personalised support, you're welcome to contact our Information and Learning Technologies Librarian, who can assist you with any questions or technical issues.

Please refer to the previous page for enrolment close-off dates.

Applying for academic credit: There is a separate application for this.

New students: It may be possible for us to consider credit of previous formal postgraduate study from another institution, or some recognition of prior learning. Please request an application pack from us.

EIT returning students: If you have previously completed a postgraduate health science qualification at EIT and are progressing onto further study after a period of five years or more, you may wish to apply for credit. We recommend that you do this at time of enrolment into the new programme. Please request an application pack from us.

Existing EIT students who have progressed onto further study after a break of fewer than five years are not required to apply.

If you have any queries, please do not hesitate to contact Postgraduate Faculty Administrator on 0800 22 55 348 or email postgradnursing@eit.ac.nz.

Postgraduate Certificate in Health Science

2026 Enrolment Documentation Checklist

Please enclose the following required documentation with your enrolment form. An incomplete application will delay the enrolment process.

Applicant Name: _____

Address: _____

Email: _____

Phone: Day _____ Night _____

Professional Qualification: _____

Academic Qualification: _____

Current Role: _____

Checklist ✓

All enrolments:

- EIT enrolment form or re-enrolment form (with these forms attached)
- Course selection form
- For nurses, evidence of your current Annual Practising Certificate, or your Nursing Council of New Zealand Registration number and expiry date: _____
- Postgraduate programmes learning plan

Plus:

Include the following, if this is your first enrolment into a **postgraduate** programme at EIT:

- Verified copy of your academic record(s) for relevant qualifications, showing grades for all courses*
- Verified copy of birth certificate or passport*
- Verified copy of deed poll certificate or marriage certificate (if applicable)*
- Curriculum vitae

*A verified copy is a copy that has been signed by a Justice of the Peace, Court Registrar or EIT Faculty/Administration staff member. This person must have seen the original document.

You will be notified by email confirming your enrolment acceptance.

Course selection for: _____

(please print your name clearly)

Semester 1, level 8

Course code and name	Course fee	Delivery method	Dates and other details	Please indicate your course selection from the following Programmes			
MN8.401 Advanced Clinical Assessment & Diagnostic Reasoning (NB: current Annual practising certificate required)	TBC	Blended/ Online	Commences: 16 February – 26 June 2026 Compulsory 2-day contact sessions – HB Campus, EIT Taradale: <i>First week of semester. Dates TBC.</i>	PGCertHS <input type="checkbox"/> MNSc <input type="checkbox"/>	PGDipHS <input type="checkbox"/> MN <input type="checkbox"/>	<input type="checkbox"/>	<input type="checkbox"/>
MN8.402 Advanced Pathophysiology for Health Professionals	TBC	Online	Commences: 16 February – 26 June 2026	PGCertHS <input type="checkbox"/> MNSc <input type="checkbox"/>	PGDipHS <input type="checkbox"/> MN <input type="checkbox"/>	<input type="checkbox"/>	MHSc <input type="checkbox"/>
MN8.404 Advanced Practice for Disease Management	TBC	TBC	Commences: 16 February – 26 June 2026	PGCertHS <input type="checkbox"/> MNSc <input type="checkbox"/>	PGDipHS <input type="checkbox"/>	<input type="checkbox"/>	MHSc <input type="checkbox"/>
MN8.409 Pharmacotherapeutics for Advanced Nursing/ Midwifery Practice (NB: current Annual practising certificate required)	TBC	Online	Commences: 16 February – 26 June 2026	PGCertHS <input type="checkbox"/> MNSc <input type="checkbox"/>	PGDipHS <input type="checkbox"/> MN <input type="checkbox"/>	<input type="checkbox"/>	<input type="checkbox"/>
MN8.411 Advanced Practice to Support Elder Health	TBC	Online	Commences: 16 February – 26 June 2026	PGCertHS <input type="checkbox"/> MNSc <input type="checkbox"/>	PGDipHS <input type="checkbox"/>	<input type="checkbox"/>	MHSc <input type="checkbox"/>
MN8.424 Registered Nurse Prescribing Practicum (NB: current Annual practising certificate required)	TBC	Blended/ Online	Commences: 16 February – 26 June 2026 Compulsory workshop and online tutorials: <i>Two study days: one in the first week of the semester, and one mid-semester, with 5 x 2-hour evening online tutorials (dates TBC)</i>	MNSc <input type="checkbox"/>	PGDipHS <input type="checkbox"/> MN <input type="checkbox"/>	<input type="checkbox"/>	CoP <input type="checkbox"/>
MNSC8.002 Research Paradigms for Nursing Science	TBC	Online	Commences: 16 February – 26 June 2026	PGCertHS <input type="checkbox"/> MNSc <input type="checkbox"/>	PGDipHS <input type="checkbox"/>	<input type="checkbox"/>	<input type="checkbox"/>
MHS8.441 Research Methods and Design	TBC	Online	Commences: 16 February – 26 June 2026	PGCertHS <input type="checkbox"/>	PGDipHS <input type="checkbox"/>	<input type="checkbox"/>	MHSc <input type="checkbox"/>
MHS8.442 Applied Nutrition	TBC	Online	Commences: 16 February – 26 June 2026	PGCertHS <input type="checkbox"/>	PGDipHS <input type="checkbox"/>	<input type="checkbox"/>	MHSc <input type="checkbox"/>
MHS8.443 Health in Aotearoa New Zealand	TBC	Online	Commences: 16 February – 26 June 2026	PGCertHS <input type="checkbox"/>	PGDipHS <input type="checkbox"/>	<input type="checkbox"/>	MHSc <input type="checkbox"/>
PGRM8.100 Applied Research Methods	TBC	Blended/ Online	Commences: 9 February – 10 April 2026 (T1) 27 April – 26 June 2026 (T2)	<input type="checkbox"/>	PGDipHS <input type="checkbox"/> PGDipHS <input type="checkbox"/>	<input type="checkbox"/>	MHSc <input type="checkbox"/> MHSc <input type="checkbox"/>

Course selection for: _____ (please print your name clearly)

Semester 1, level 9

Course code and name	Course fee	Delivery method	Dates and other details	Please indicate your course selection from the following Programmes	
PGST9.100 Special Topic 2	TBC	TBC	Commences: 16 February – 26 June 2026		MHSc <input type="checkbox"/>
PGISP9.400 Independent Scholarly Project	TBC	TBC	Commences: 16 February – 26 June 2026		MHSc <input type="checkbox"/>
MNSC9.001 Critical Inquiry for Nursing Practice (Registered Nurses only)	TBC	Blended/ Online	Commences: 16 February – 26 June 2026 Compulsory workshop: One day, first week of semester. Date TBC.	MNSc <input type="checkbox"/>	MIN <input type="checkbox"/>
MNSC9.002 Research Project (Registered Nurses only)	TBC	Blended/ Online	Commences: 16 February – 26 June 2026 Compulsory workshop: One day, first week of semester. Date TBC.	MNSc <input type="checkbox"/>	MIN <input type="checkbox"/>

Course selection for: _____ (please print your name clearly)

Semester 2, level 8

Course code and name	Course fee	Delivery method	Dates and other details	Please indicate your course selection from the following Programmes			
MIN8.401 Advanced Clinical Assessment & Diagnostic Reasoning (NB: current Annual practising certificate required)	TBC	Blended/ Online	Commences: 20 July - 27 November 2026 Compulsory 2-day contact sessions: HB Campus, EIT Taradale First week of semester. Dates TBC.	PGCerHS <input type="checkbox"/>	PGDipHS <input type="checkbox"/>	MNSc <input type="checkbox"/>	MIN <input type="checkbox"/>
MIN8.402 Advanced Pathophysiology for Health Professionals	TBC	Online	Commences: 20 July - 27 November 2026	PGCerHS <input type="checkbox"/>	PGDipHS <input type="checkbox"/>	MNSc <input type="checkbox"/>	MIN <input type="checkbox"/>
MIN8.405 Ethical Concepts and Legal Issues for Advanced Practice	TBC	Online	Commences: 20 July - 27 November 2026	PGCerHS <input type="checkbox"/>	PGDipHS <input type="checkbox"/>	MNSc <input type="checkbox"/>	MHSc <input type="checkbox"/>
MIN8.409 Pharmacotherapeutics for Advanced Nursing/ Midwifery Practice (NB: current Annual practising certificate required)	TBC	Online	Commences: 20 July - 27 November 2026	PGCerHS <input type="checkbox"/>	PGDipHS <input type="checkbox"/>	MNSc <input type="checkbox"/>	MIN <input type="checkbox"/>
MIN8.424 Registered Nurse Prescribing Practicum (NB: current Annual practising certificate required)	TBC	Blended/ Online	Commences: 20 July - 27 November 2026 Compulsory workshop and online tutorials: Two study days: one in the first week of the semester, and one mid-semester, with 5 x 2-hour evening online tutorials (dates TBC)	MNSc <input type="checkbox"/>	PGDipHS <input type="checkbox"/>	MIN <input type="checkbox"/>	CoP <input type="checkbox"/>
MNSC8.002 Research Paradigms for Nursing Science	TBC	Online	Commences: 20 July - 27 November 2026	PGCerHS <input type="checkbox"/>	PGDipHS <input type="checkbox"/>	MNSc <input type="checkbox"/>	
MHS8.441 Research Methods and Design	TBC	Online	Commences: 20 July - 27 November 2026	PGCerHS <input type="checkbox"/>	PGDipHS <input type="checkbox"/>	MNSc <input type="checkbox"/>	MHSc <input type="checkbox"/>
MHS8.432 Health Promotion	TBC	Online	Commences: 20 July - 27 November 2026	PGCerHS <input type="checkbox"/>	PGDipHS <input type="checkbox"/>	MNSc <input type="checkbox"/>	MHSc <input type="checkbox"/>
PGRM8.100 Applied Research Methods	TBC	Blended/ Online	Commences: 20 July – 18 September 2026 (T3) 5 October – 4 December 2026 (T4)		PGDipHS <input type="checkbox"/>		MHSc <input type="checkbox"/>
					PGDipHS <input type="checkbox"/>		MHSc <input type="checkbox"/>

Course selection for: _____ (please print your name clearly)

Semester 2, level 9

Course code and name	Course fee	Delivery method	Dates and other details	Please indicate your course selection from the following Programmes	
PGST9.100 Special Topic 2	TBC	Online	Commences: 20 July - 27 November 2026	<input type="checkbox"/>	MHSc <input type="checkbox"/>
PGISP9.400 Independent Scholarly Project	TBC	TBC	Commences: 20 July - 27 November 2026	<input type="checkbox"/>	MHSc <input type="checkbox"/>
MNSC9.001 Critical Inquiry for Nursing Practice (Registered Nurses only)	TBC	Blended/ Online	Commences: 20 July - 27 November 2026 Compulsory workshop: One day, first week of semester. Date TBC.	<input type="checkbox"/>	MNSc <input type="checkbox"/> MN <input type="checkbox"/>
MNSC9.002 Research Project (Registered Nurses only)	TBC	Blended/ Online	Commences: 20 July - 27 November 2026 Compulsory workshop: One day, first week of semester. Date TBC.	<input type="checkbox"/>	MNSc <input type="checkbox"/> MN <input type="checkbox"/>

IMPORTANT NOTES:

Blended delivery indicates that face to face sessions may be held on campus regularly or by block course. Online delivery may be web-based or through video conferencing. You will be notified of contact dates and venues prior to your course commencing.

For postgraduate funding and study purposes, each 30-credit course requires 56 contact hours (i.e. equivalent to 8 study days of professional development release time). **INTERNATIONAL STUDENTS will be advised separately of regularly scheduled face-to-face tutorials. Course fees listed here and delivery method relate to Domestic students only** Courses offered are subject to sufficient numbers enrolling and staff availability. Please check with the Programme Administrator for more details. TBC=to be confirmed.

2026 Postgraduate Programmes Learning Plan

Please complete this form as best you are able to, and return it with your enrolment application.

Applicant Name:

EIT Student ID: (if applicable)

Area of Practice:

Geographic Location:

Employer (if relevant):

Date of first enrolment:

Please tick the programme you wish to enrol in:

- Postgraduate Certificate in Health Science
 Postgraduate Diploma in Health Science
 Master of Health Science
 Master of Nursing Science
 Master of Nursing

Please tick the study option you wish to enrol in:

- Part-time
 Full-time

Nursing applicants only, are you considering one of the following professional pathways?

- Registered Nurse Prescribing
 Nurse Practitioner

Intended Plan of Study

Please complete this section with the courses you intend to enrol into. If you are unsure of what you want to study, please indicate this.

Year	Semester 1	Semester 2
1		
2		
3		
4		
5		
6		

